

XMT[®] 350 FieldPro[™]

Welding Systems

**Multiprocess
Welding System** 

Quick Specs

Heavy Industrial Applications

Construction
Shipbuilding
Power generation plants
Rental fleets



Processes

MIG (GMAW)
Pulsed MIG (GMAW-P)*
RMD[®]*
Stick (SMAW)
TIG (GTAW)
Flux-cored (FCAW)
Air carbon arc cutting and gouging (CAC-A)

Input Power Auto-Line[™], 230–575 V,
3-phase power

Output Range 10–38 V, 15–425 A

Net Weight 42.2 kg (93 lb.)

ArcReach[®] Remote voltage control without
a control cord

**Available with ArcReach Smart Feeder only.*



Game-changing welding technologies can stop you from wasting hours every day.

ArcReach welding technology minimizes the non-value-added time spent walking to and from the power source — and maximizes arc-on time, weld quality and jobsite safety.

When operators have complete control at the feeder or remote — even hundreds of feet away from the power source — it minimizes downtime and maximizes productivity, while improving operator safety and delivering high quality welds.



ArcReach[®] Remote voltage control at the wire feeder or remote without needing a control cord. See page 2 for more information.

Cable Length Compensation (CLC[™]) ensures voltage an operator sets is voltage they get. CLC automatically adjusts voltage based on weld cable length, even hundreds of feet away from the power source.



**More Jobsite
Productivity and
Efficiency**

Regulated Metal Deposition (RMD[®]) and pulsed MIG* are fully supported, enabling operators to use these advanced processes in the field for faster, more efficient welds.



**Exceptional
Arc Performance**

Maximize fleet compatibility and get the benefits of ArcReach when you pair XMT 350 FieldPro welders and ArcReach feeders with other ArcReach compatible products.



**Maximum Fleet
Compatibility**

Weld operators can Adjust While Welding (AWW[™]) to change weld parameters while the arc is on.



**More Operator
Control**

Eliminate expenses related to maintaining or replacing easily damaged control cords. Weld cables are used to communicate weld parameters between the wire feeder and power source.



**Increased
Uptime**

Decrease trip or fall injuries. ArcReach technology allows weld operators to make parameter changes at the wire feeder/remote instead of having to travel through multistory and cluttered jobsites back to the power source.



**Improved
Jobsite Safety**

**Available with ArcReach Smart Feeder only.*



Power source is warranted for three years, parts and labour.



Welding Company NV Belgium
Brandekensweg 6 - 2627 Schelle
+32 (0)3 880 81 80
info@weldingcompany.be

Welding Company NV Nederland BV
Ambachtsweg 2 - 4128LC Lexmond
+31 (0)347 745 008
info@weldingcompany.nl

XMT® 350 FieldPro™ Series Features

XMT 350 FieldPro with ArcReach Technology

Ideal for:

- Structural
- General construction
- Ship



XMT 350 FieldPro Polarity Reversing with ArcReach Technology

Ideal for:

- Process pipe
- Module assemblies



For portability and reliability, Auto-Line allows for any input voltage hookup (230–575 V, three-phase) with no manual linking, providing convenience in any job setting. Ideal solution for dirty or unreliable input power.

Auto-Bind automatically establishes an exclusive communication between the power source and the wire feeder, using the existing weld cables upon system power up.

Wind Tunnel Technology™ Internal air flow that protects electrical components and PC boards from dirt, dust and debris... greatly improving reliability.

Process selector switch reduces the number of control setup combinations without reducing any features.

Infinite arc control available in the stick and wire modes for easier fine-tuning of tough-to-weld materials and out-of-position applications

True multiprocess system provides conventional stick, TIG, FCAW, and MIG welding as well as the advanced technologies of RMD and pulse.

Fleet compatibility. ArcReach-equipped power sources and wire feeders work with non-ArcReach equipment; however, the complete ArcReach benefit is only realized with the ArcReach system.

XMT® 350 FieldPro™ Specifications (Subject to change without notice.)



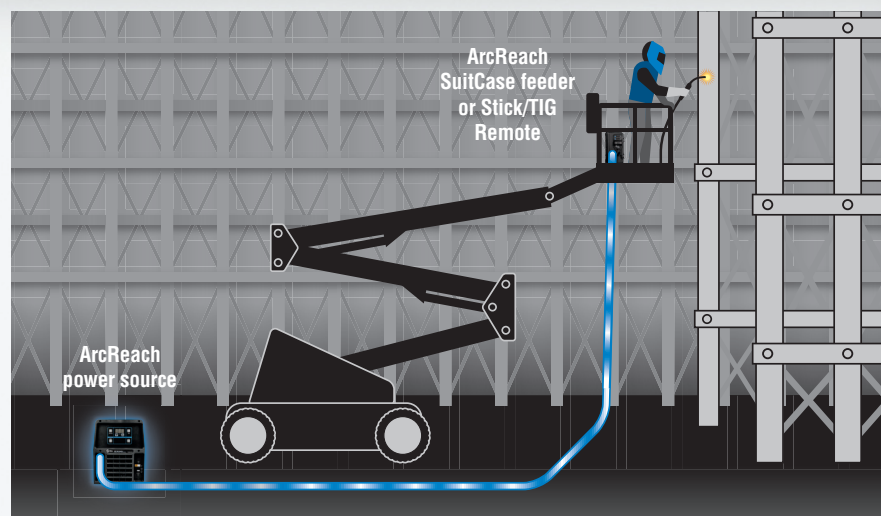
Input Power	Voltage Range in CV Mode	Amperage Range in CC Mode	Rated Output	IP Rating	Amps Input at Rated Load Output, 60 Hz	Max. Open-Circuit Voltage	Dimensions	Net Weight
					230 V 400 V 460 V 575 V KVA KW			
Three-phase	10–38 V	5–425 A	350 A at 34 VDC, 60% duty cycle	IP23	36.1 20.6 17.8 14.1 14.2 13.6	75 VDC	H: 432 mm (17 in.) W: 318 mm (12.5 in.) D: 610 mm (24 in.)	42.2 kg (93 lb.)

Certified by Canadian Standards Association to both the Canadian and U.S. Standards. All CE models conform to the applicable parts of the IEC 60974 series of standards.



Remote control of the power source without a control cord.

ArcReach technology uses the existing weld cable to communicate welding control information between the feeder or remote and power source. This technology eliminates the need for control cords, and their associated problems and costs.



ArcReach® SuitCase® 8 and 12 Features

Setting the standard for performance.

Heavy-duty drive motor with tachometer control provides wire feed speed that is accurate and consistent from the start of the weld to the finish and from one weld to the next, which provides consistent arc quality. Front panel has trigger hold, wire jog, and gas purge for easy operator access. Wide voltage range for small and large wires with no contactor chatter or arc outages.

Set volts and wire feed speed remotely.

The simple interface on the feeder allows operators to adjust parameters at the point of use with no control cords.





Easy process changeover. Simply connect the ArcReach SuitCase feeder to your weld lead and you are ready to go. The power source automatically switches settings to run conventional wire processes.

Easy solution for traditional wire process. Add the flux-cored capability of the XMT 350 FieldPro™ for fill and cap passes for increased productivity.

Durable design reduces downtime. Impact-resistant case and the elimination of feeder control cords provides a solid solution to last in harsh environments.

ArcReach® SuitCase® Specifications (Subject to change without notice.)

  (Use with CC or CV, DC power sources.)

Model	Input Power	IP Rating	Input Welding Circuit Rating	Wire Feed Speed	Wire Type and Diameter Capacity	Max. Spool Size Capacity	Dimensions	Net Weight
8	Operates on open-circuit voltage and arc voltage: 14–48 VDC/110 max. OCV	IP23	330 A at 60% duty cycle	1.3–19.8 m/min. (50–780 ipm) dependent on arc voltage	Solid wire: 0.6–1.4 mm (.023–.052 in.) Flux-cored: 0.8–2.0 mm (.030–5/64 in.)	203 mm (8 in.), 6.4 kg (14 lb.)	H: 324 mm (12.75 in.) W: 184 mm (7.25 in.) D: 457 mm (18 in.)	13 kg (28 lb.)
12			425 A at 60% duty cycle		Solid wire: 0.6–1.4 mm (.023–.052 in.) Flux-cored: 0.8–2.0 mm (.030–5/64 in.)	305 mm (12 in.), 20 kg (45 lb.)	H: 394 mm (15.5 in.) W: 229 mm (9 in.) D: 533 mm (21 in.)	15.9 kg (35 lb.)

 Certified by Canadian Standards Association to both the Canadian and U.S. Standards.  All CE models conform to the applicable parts of the IEC 60974 series of standards.

ArcReach® Smart Feeder Features

ArcReach Smart Feeder delivers excellent RMD® and pulsed MIG welding up to 200 feet away from the power source with no control cords — twice the distance previously possible. RMD and pulsed MIG processes also help reduce weld failures and eliminate backing gas on some stainless and chrome-moly applications.



Easy process changeover. Simply connect the ArcReach Smart Feeder to your leads and you are ready to go. All controls automatically shift to the ArcReach Smart Feeder.



Synergic processes. RMD and pulsed MIG welding permits procedures with one wire and one gas to eliminate process switch-over time.

Durable design reduces downtime. Impact-resistant case and the elimination of feeder control cords provide a solid solution to last in harsh environments.

ArcReach® Smart Feeder Specifications (Subject to change without notice.)

  (Use with ArcReach-equipped power sources.)





Input Power	IP Rating	Input Welding Circuit Rating	Wire Feed Speed	Wire Diameter Capacity	Max. Spool Size Capacity	Dimensions	Net Weight
Operates on open-circuit voltage and arc voltage: 14–48 VDC/110 max. OCV*	IP23	275 A at 60% duty cycle	1.3–12.7 m/min. (50–500 ipm) dependent on arc voltage	0.9–1.1 mm (.035–.045 in.)	305 mm (12 in.), 15 kg (33 lb.)	H: 457 mm (18 in.) W: 330 mm (13 in.) D: 546 mm (21.5 in.)	23 kg (50 lb.)

*Welding with the ArcReach Smart Feeder requires the XMT 350 FieldPro to be hooked up to three-phase power.

 Certified by Canadian Standards Association to both the Canadian and U.S. Standards.  All CE models conform to the applicable parts of the IEC 60974 series of standards.

Drive Rolls (Two Required.)

Select drive rolls from chart below according to type and wire size being used. Wire inlet guide comes installed on this wire feeder.

Wire Size	 "V" groove for hard wire	 "U" groove for soft wire or soft-shelled cored wires	 "V" knurled for hard-shelled cored wires	 "U" cogged for extremely soft wire or soft-shelled cored wires (i.e., hard facing types)
0.6 mm (.023/.025 in.)	087130	—	—	—
0.8 mm (.030 in.)	053695	—	—	—
0.9 mm (.035 in.)	053700	072000	132958	—
1.0 mm (.040 in.)	053696	—	—	—
1.1/1.2 mm (.045 in.)	053697	053701	132957	083489
1.3/1.4 mm (.052 in.)	053698	053702	132956	083490
1.6 mm (1/16 in.)	053699	053706	132955	053708
1.8 mm (.068/.072 in.)	—	—	132959	—
2.0 mm (5/64 in.)	—	053704	132960	053710

Ordering Information

System Components	Stock No.	Description	Qty.	Price
XMT 350 FieldPro™ Power Source	907730001	230–575 V, 50/60 Hz, Dinse-style connectors		
XMT 350 FieldPro™ Polarity Reversing Power Source	907731001	230–575 V, 50/60 Hz, Dinse-style connectors		
ArcReach® SuitCase® 12 MIG/FCAW Feeder	301456	Dinse-style connectors, with drive rolls		
ArcReach® SuitCase® 8 MIG/FCAW Feeder	301457	Dinse-style connectors, with drive rolls		
ArcReach® Smart Feeder MIG/FCAW/RMD®/Pulse Feeder	301177	Dinse-style connectors, with drive rolls		
ArcReach® Stick/TIG Remote	301325	Dinse-style connectors		
ArcReach® Stick/TIG Remote Polarity Reversing	301176	Dinse-style connectors		
Accessories				
Air-Cooled Interconnecting Cables	058019294 058019295 058019296 058019297	5 m (16.4 ft.) 10 m (32.8 ft.) 20 m (65.6 ft.) 30 m (98.4 ft.)	70 mmq weld cable and gas hose for ArcReach SuitCase 8 and 12	
	058019302 058019303 058019304 058019305	5 m (16.4 ft.) 10 m (32.8 ft.) 20 m (65.6 ft.) 30 m (98.4 ft.)	70 mmq weld cable and gas hose for ArcReach Smart Feeder	
Water-Cooled Interconnecting Cables	058019290 058019291 058019292 058019293	5 m (16.4 ft.) 10 m (32.8 ft.) 20 m (65.6 ft.) 30 m (98.4 ft.)	70 mmq weld cable, gas and water hose for ArcReach SuitCase 8 and 12	
	058019298 058019299 058019300 058019301	5 m (16.4 ft.) 10 m (32.8 ft.) 20 m (65.6 ft.) 30 m (98.4 ft.)	70 mmq weld cable, gas and water hose for ArcReach Smart Feeder	
Spool Adapter	047141	For 6.4 kg (14 lb.) spools		
International Gun Adapter	164902	Required to connect ArcReach SuitCase to a Euro-style gun		
Dinse Connector	134460 136600	70 mmq, male 70 mmq, female		
ArcReach Feeder Gas Flow Meter Kit	301306	For ArcReach SuitCase 8 and 12 and ArcReach Smart Feeder		
Guns				
Bernard™ BTB Gun 300 A (GMAW)		See Bernard literature SP-BTB		
Bernard™ Dura-Flux Gun™ (FCAW)		See Bernard literature SP-DF		
Power Sources				
Big Blue® 400X Pro		See literature ED/5.7		
Big Blue® 500X Pro		See literature ED/11.0		

Date:

Total Quoted Price:

Miller recommends  consumables

Distributed by:



Welding Company NV Belgium | Welding Company NV Nederland BV
 Brandekensweg 6 - 2627 Schelle | Ambachtsweg 2 - 4128LC Lexmond
 +32 (0)3 880 81 80 | +31 (0)347 745 008
 info@weldingcompany.be | info@weldingcompany.nl

